

### MDT Presence Detector, flush mounted

Version		
SCN-P360D4.03	Presence Detector, 4 pyro detectors	Light sensor (Presence max. 8m)
SCN-P360K4.03	Presence Detector, 4 pyro detectors	Light sensor, constant level light intensity (Presence max. 8m)
SCN-P360D3.03	Presence Detector, 3 pyro detectors	Light sensor (Presence max. 5m)
SCN-P360K3.03	Presence Detector, 3 pyro detectors	Light sensor, constant level light intensity (Presence max. 5m)
SCN-G360D3.03	Glass Presence Detector, White, 3 pyro d.	Light sensor, (Presence max. 5m)
SCN-G360K3.03	Glass Presence Detector, White, 3 pyro d.	Light sensor, constant level light intensity (Presence max. 5m)
SCN-P360D1.01	Presence Detector, 1 pyro detectors	Light sensor (Presence max. 3-4m)

The MDT Presence Detector is available in several versions, with light sensor and with light sensor plus constant level light intensity. The Presence Detectors captures the smallest movements with 1-4 pyro detectors and a high resolution lens. The illuminance value is measured by a sensor and can be read out directly in lux. After presence detection a 1-bit or dimming value (0...100%) is send to the bus, the sensitivity is adjustable in 10 steps. The light sensor releases a telegram if the brightness value differs from the programmed value. Additionally the MDT Presence Detector has block objects for light and HVAC channel and offers a module for scene control. The MDT Presence Detector with constant level light intensity can control up to 3 light rows (SCN-P360K3.01: 1 light row).

The MDT Presence Detector is a installation device for fixed installation in dry rooms, the preferred installation height is 2 up to 4 meters.

4 pyro detectors: Covered area for movement max. 16m (Diameter), Coverage for presence max. 8m (Diameter).

3 pyro detectors: Covered area for movement max. 11m (Diameter), Coverage for presence max. 5m (Diameter).

1 pyro detector: Covered area for movement max. 5m (Diameter), Coverage for presence max. 3-4m (Diameter).

For project design and commissioning of the MDT Presence Detector it is recommended to use the ETS.

Please download the application software at [www.mdt.de/Downloads.html](http://www.mdt.de/Downloads.html)

SCN-P360D4.03



SCN-P360D3.03



SCN-P360D1.01



SCN-G360D3.03



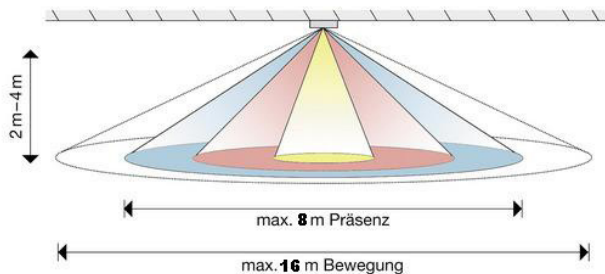
- Production in Germany, certified according to ISO 9001
- Upgraded application
- 1, 3 or 4 sensors with lens for presence detection
- Adjustable presence and presence sensitivity for day, night and alarm \*
- Up to 4 light channels, sensors can be individually evaluated
- 1 HVAC and 1 alarm / notification channel
- Short time presence to reduce the after-running time \*
- Intelligent switching function for automatic and manual operation \*
- Locking and forced function with release time
- Extensive day / night function with 2nd switching object
- Integrated white LED night light \*
- Orientation light function for leaving the room
- Avoiding of false reports for the alarm channel by reducing the sensitivity and adjustable observation window
- Ceiling installation in a installation box
- 3 years warranty

\* not SCN-P360D1.01

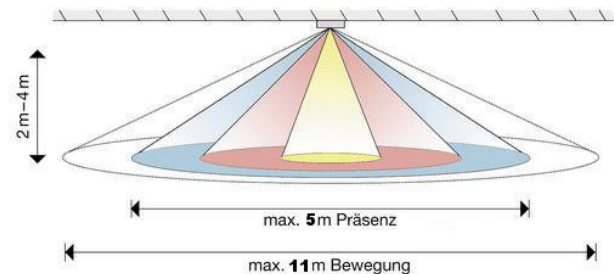
Technical Data	SCN-P360D4.03 SCN-P360K4.03	SCN-P360D3.03 SCN-P360K3.03	SCN-G360D3.03 SCN-G360K3.03	SCN-P360D1.01
<b>Coverage (Diameter)</b>				
Movement *	16m	11m	11m	5m
Presence *	8m	5m	5m	3-4m
<b>Sensitivity</b>	adjustable in 10 steps	adjustable in 10 steps	adjustable in 10 steps	fixed, not adjustable
<b>Angular coverage</b>	360°	360°	360°	360°
<b>Range of light sensor</b>	5 - 1000 Lux	5 - 1000 Lux	5 - 1000 Lux	5 - 1000 Lux
<b>Measurement range temperature</b>	-	-	0 to +40°C	-
<b>Specification KNX interface</b>	TP-256	TP-256	TP-256	TP-256
<b>Available application software</b>	ETS 4/5	ETS 4/5	ETS 4/5	ETS 4/5
<b>Permitted wire gauge</b>				
KNX busconnection terminal	0,8mm Ø, solid core	0,8mm Ø, solid core	0,8mm Ø, solid core	0,8mm Ø, solid core
<b>Power supply</b>	KNX bus	KNX bus	KNX bus	KNX bus
<b>Power consumption KNX bus typ.</b>	<0,3W	<0,3W	<0,3W	<0,3W
<b>Operation temperature range</b>	0 to + 40°C	0 to + 40°C	0 to + 40°C	0 to + 40°C
<b>Enclosure</b>	IP 20	IP 20	IP 20	IP 20
<b>Dimensions (W x H x D)</b>	85mm x 85mm x 38mm	75mm x 75mm x 35mm	92mm x 92mm x 32mm	43mm x 43mm x 30mm

\* at maximum mounting height of 4m (See images below).

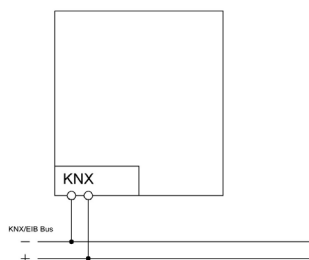
**Coverage SCN-P360x4.03**



**Coverage SCN-x360x3.03**



**Exemplary circuit diagram SCN-x360xx.03**



**Coverage SCN-P360x1.01**

